


## SIGHT FLOW INDICATORS

TO VISUALLY CHECK FLOW, COLOUR AND CONDITION OF LIQUIDS

- ◆ **STAINLESS STEEL FLAP AND SCALE (STYLE F)**
- ◆ **PTFE SPINNER (STYLE S)**
- ◆ **CE MARKED AND PED COMPLIANT**
- ◆ **PRESSURES UP TO 40 BAR**
- ◆ **TEMPERATURES UP TO 250°C**
- ◆ **SHORT LEAD TIMES**
- ◆ **DESIGNED AND MANUFACTURED IN THE UK**


Style S



### Application

These sight glasses are used to check for the presence of liquid in a piping system. There are three variants, style P, style S or style F. They can be used in vertical or horizontal lines and the integral drip lip in the style P unit makes it ideal for leak detection. The highly visible PTFE spinner in the style S unit is used to check the flow of a liquid in a pipeline, and the flap in the style F unit can be used for flow rate monitoring.

Style F



### Construction

The bodies can be cast Carbon Steel or 316 Stainless Steel. The glass windows are held in place by Stainless Steel covers and screws, and sealed with PTFE gaskets, giving superior protection. For ease of maintenance the glasses can be individually removed and replaced. For standard applications the indicator is fitted with toughened soda lime glass discs to BS3463 rated to 16 Bar.

The sight glasses can be supplied with the ends threaded female NPT, BSP parallel or taper. Standard flanges are ANSI 150, ANSI 300 and PN16, but special flanges and socket weld ends can also be supplied.

### Available Options

Body:- It is possible supply sight glasses in special materials such as super duplex or low Carbon Steels. Sight glasses conforming to NACE MR0175 can be produced.

Glass:- High pressure toughened soda lime to BS3463 rated to 40 bar, toughened borosilicate to BS3463 or DIN7080 rated up to 16 bar. The high pressure range uses powder coated mild steel covers as standard. Stainless steel covers are available as an option.

Spring:- (style F only):- For high flow rates and vertical pipelines the flap can be spring loaded, this option gives three times the normal flow range.

### Quality

All flow indicators are manufactured to the highest standards and the quality system is independently audited by BSI and certified to ISO 9000. The indicators are fully PED compliant and can be CE marked where required. Full material traceability is maintained. Material certificates and pressure test certificates can be supplied on request.

Style P



## Specification Code and Part Number

### CODE

S	Stainless steel body BS 1504 316 C16
C	Carbon steel body BS 1504 161 GR480
P	Plain
F	Flap
S	Spinner

### DESCRIPTION

#### Glass Material & Pressure Range

-	Toughened soda lime glass to BS3463 rated to 16 bar (standard)
H	Toughened soda lime glass to BS3463 rated to 40 bar
B	Toughened borosilicate glass to BS3463 rated to 6 Bar
HB	Toughened borosilicate glass to DIN 7080 rated to 16Bar

	Indicator Size	Scale Reading	Approx. Flow Rate (style F)				Min Flow (style S)	
			Litres/minute					
			2	4	6	8	10	
015	15mm ½"		3.0	4.5	5.5	8.0	20.0	3.5
020	20mm ¾"		3.0	5.0	6.0	9.5	20.0	4.2
025	25mm 1"		3.5	6.0	8.0	13.0	30.0	7.0
040	40mm 1.½"		8.5	12.5	16.7	25.0	55.0	17.0
050	50mm 2"		11.0	18.0	25.0	38.0	70.0	25.0
080	80mm 3"		29.0	46.0	64.0	118.0	230.0	60.0
100	100mm 4"		53.0	86.0	127.0	188.0	400.0	100.0
150	150mm 6"			Given on request			250.0	
200	200mm 8"			Given on request			500.0	

#### End Connections

A	ANSI 150
C	ANSI 300
N	PN16
1	BSP
2	BSPT
3	NPT
4	Socket Weld

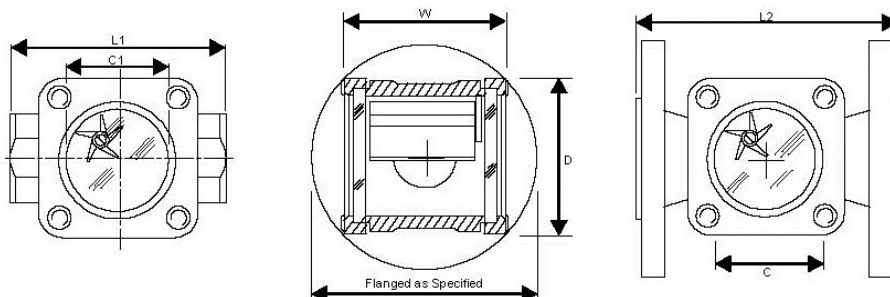
Example: CF H 025A. Carbon Steel Style F (with flap), toughened Soda Lime glass (40 Bar), flanged 1" ANSI150lb

## Materials of Construction

Covers (Standard) - Stainless Steel BS 1504 304 C15  
(High Pressure) - Powder coated mild steel  
Internal Gasket - PTFE

External Gasket - Klingersil C4400  
Edge Protector - Klingersil C4400  
Fasteners (Standard) - A2 Stainless Steel  
(High Pressure) - High tensile steel

## Dimensions



Size	Length L1	Length L2	Width W	Depth D	Clearview C	Weight Kg.	
						Threaded	Flanged
15/20mm	85mm	130mm	63mm	60mm	42mm	1.0	2.5
25mm	95mm	140mm	72mm	66mm	48mm	1.2	3.0
40mm	120mm	180mm	102mm	84mm	62mm	2.5	6.0
50mm	150mm	220mm	118mm	106mm	72mm	4.0	9.0
80mm	N/A	260mm	160mm	170mm	100mm	N/A	18.0
100mm	N/A	260mm	196mm	170mm	100mm	N/A	26.0
150mm	N/A	360mm	304mm	220mm	150mm	N/A	50.0
200mm	N/A	460mm	370mm	280mm	200mm	N/A	99.0